

4233- Dream Beam Outdoor




IP Rated for Outdoor Use

Tri-Color LEDs

Three 3-watt LEDs


Multiple DMX Control Modes

Mounting Hardware Included




MECHANICAL SPECIFICATIONS

Size: 3.5" x 4.25" x 3"
Weight: 1.6 lbs
Housing: Stainless Steel
IP Rating: IP 65
Connection: Cable mounted Cat 5 head
Accessories:
Cat 5 Splitter (included)
Cat 5 cable 5 meter (included)



LED SPECIFICATIONS

LED Quantity: 3
LED Type: Tri Color R,G,B
LED Watts: 3 Watt each
LED Lifetime: 50 to 100 thousand hours
LED Angle: 45° (± 5°)



CONTROL

- Dream Drive can control 4 Dream Beam Outdoor fixtures.
- Dream Drive Quad can control 16 Dream Beam Outdoor fixtures